

Technical Datasheet

VibraFlex - VF170

Version: 1
Issued by: BPI - Product Management
Date: September 11, 2014

VibraFlex®

- vibration dampening & absorption

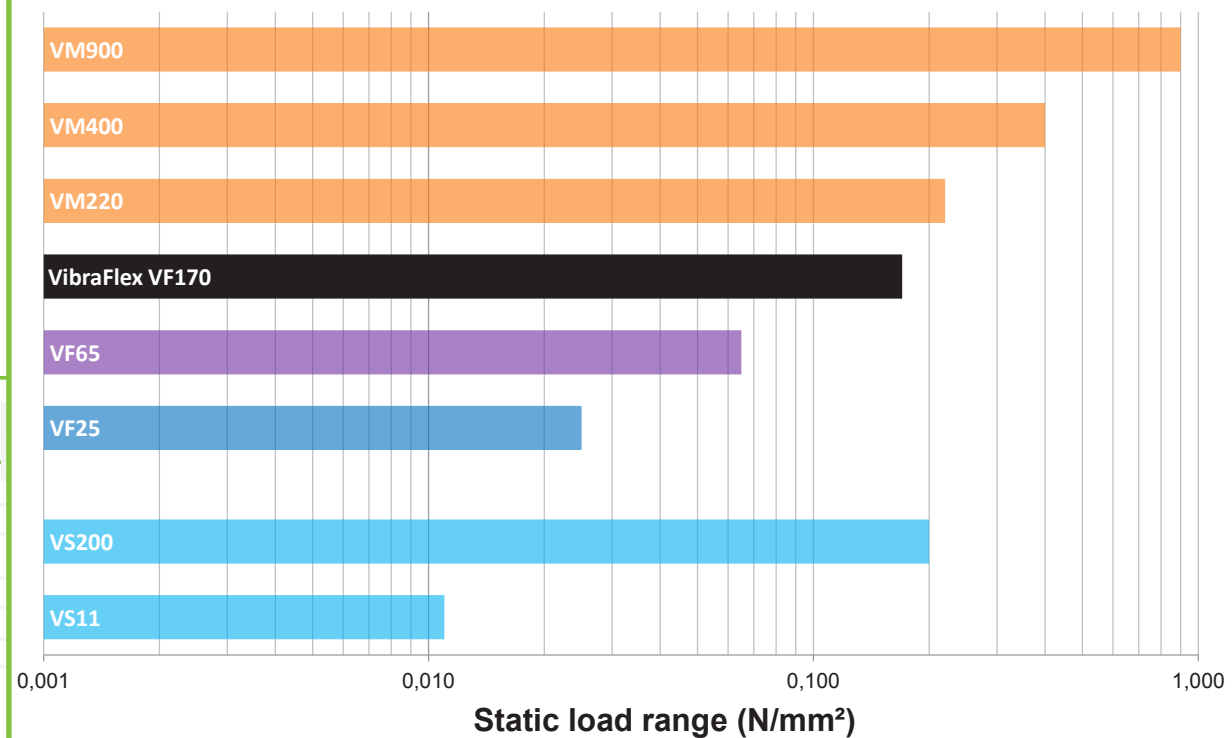


Subject to alterations.

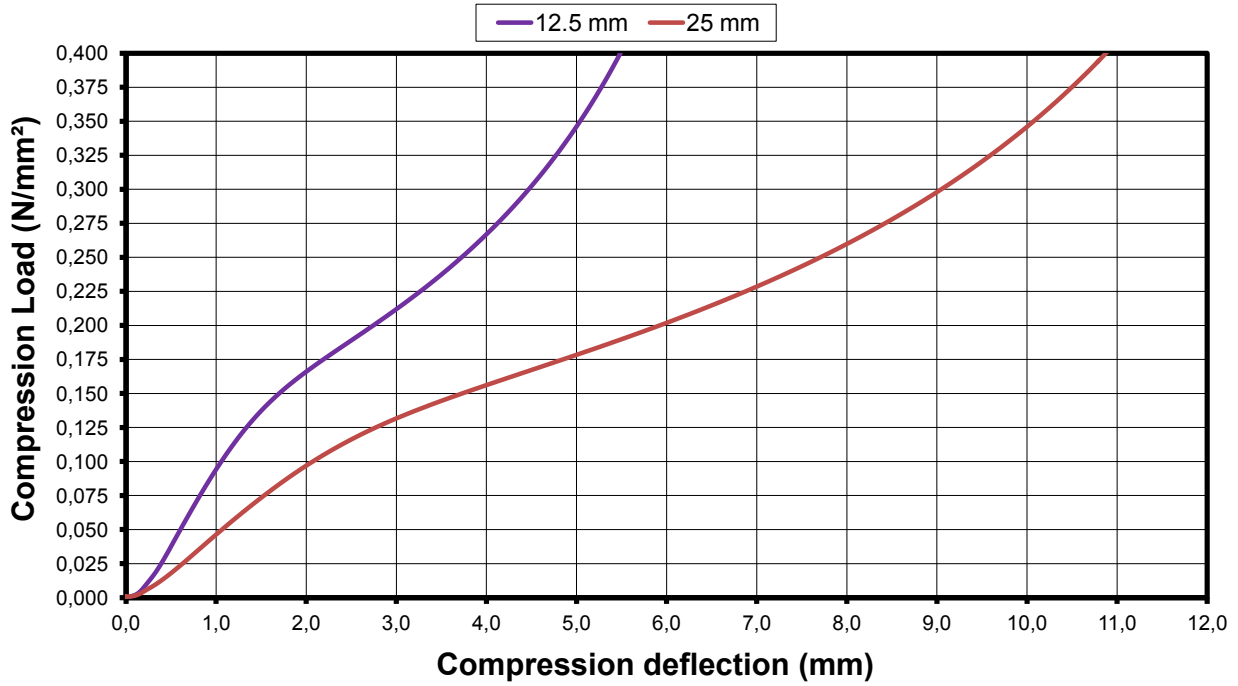
The information submitted in this data sheet is based on our current knowledge and experience. It does not imply any legally binding assurance. BPI reserves the right to update product data information without prior notice. Whenever used, the special conditions of the particular application must be taken into consideration, particularly those regarding physical, technical and legal aspects concerning construction.

Properties	Test Method	Unit	VF170
Color (core material)			Black
Standard dimensions	Length x width	mm	1000 x 1000
(Other dim./thickness by request)	Thickness	mm	12,5 / 25
Surface (other by request)			nonwoven / nonwoven
Max. static load	Internal	N/mm ²	0,17
Max. total load	Internal	N/mm ²	0,370
Compression set	DIN EN ISO 1856 (50%, 23°, 70h, 30 min. after)	%	< 10
Tensile strength	DIN EN ISO 1798	N/mm ²	1,9
E-modulus	DIN EN ISO 1798	N/mm ²	0,64
Elongation at break	DIN EN ISO 1798	%	> 400
Hardness	Internal	Asker C	45 - 50
Angle tear	DIN 53515	N/mm	> 10
Compression hardness	DIN ISO 3386	25%	0,22
		40%	0,34
		50%	0,52
		65%	1,4
Pendulum rebound	Internal	%	> 50
Electrical conductivity		Mohm.cm	> 1000
Thermal conductivity		W/(m.K)	0,05 - 0,08
Water absorption	Volume swell 7 days	%	< 10
Fire properties	DIN 4102		B2
	EN ISO 13501-1	Class	E
Temperature	Operating temp.	C°	-30 +60

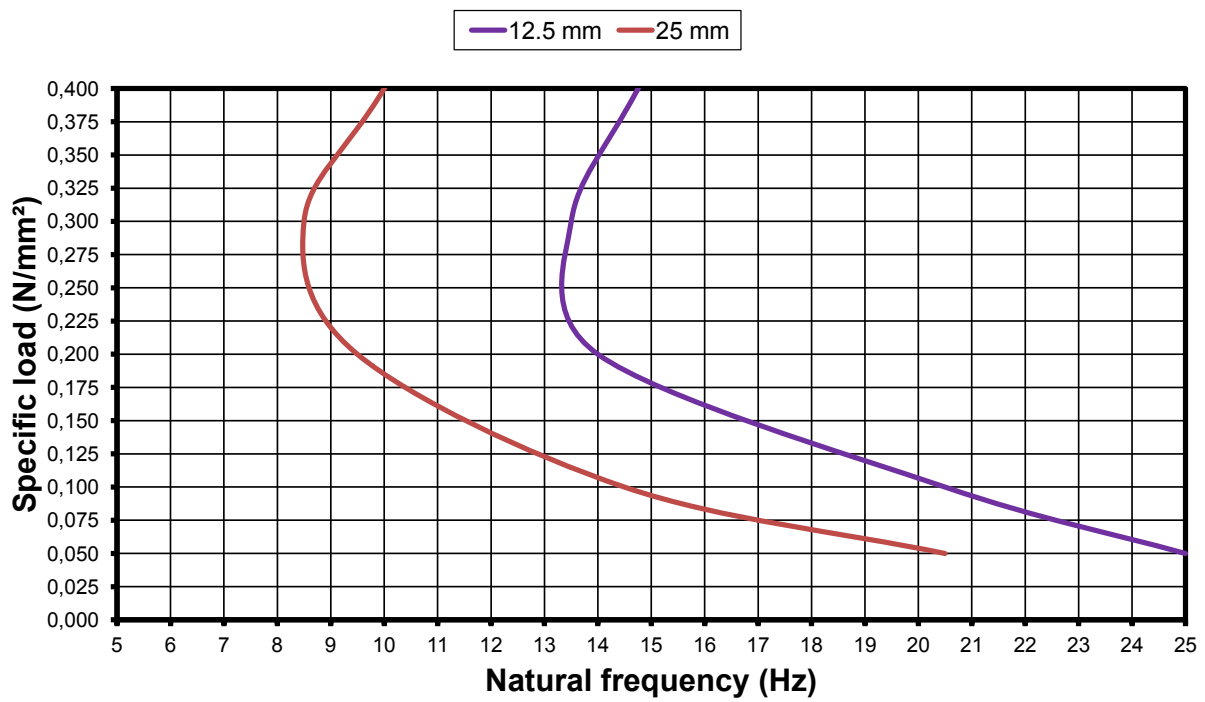
Range of use - VibraFlex® & VibraSetex®



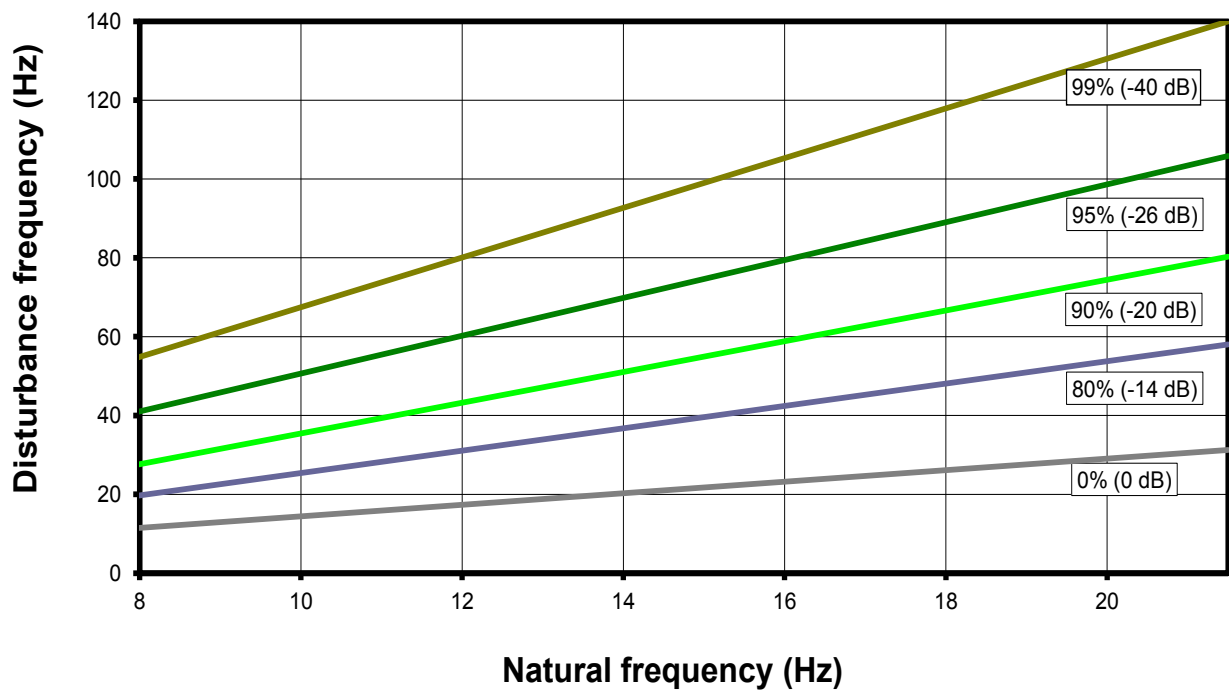
VF170 - Load Deflection Curve



VF170 - Natural Frequency



VF170 - Frequency Isolation



VF170 - DMTA

